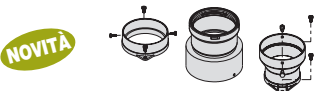


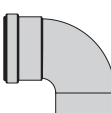







Sistema scarico fumi sdoppiato ø 80 in plastica (PP) per caldaie a condensazione

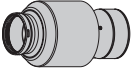


ARTICOLO	MURALI	Meleo GREEN HE	Meleo GREEN HE BOX	Exclusive GREEN HE	Exclusive Boiler GREEN HE	Mynute Rain GREEN	Mynute Rain GREEN BOX	Paros GREEN	Mynute GREEN	Ciao GREEN	Mynute Boiler GREEN	Exclusive SINTHESI	Mynute SINTHESI	BASAMENTO		PREZZO IVA ESC. €	
														Tower GREEN	Tower GREEN S		
cod. 20062932  KIT SISTEMA SDOPPIATO ø 80											o					15,00	
cod. 20027292  KIT SISTEMA SDOPPIATO ø 80		o	o	o		o	o	o			o	o	o		o	o	31,50
cod. 20027266  CURVA 45° ø 80		o	o	o	o	o	o	o	o	o	o	o	o		o	o	15,20
cod. 20027262  CURVA 90° ø 80		o	o	o	o	o	o	o	o	o	o	o	o		o	o	15,20
cod. 20027219  PROLUNGA 50 cm ø 80		o	o	o	o	o	o	o	o	o	o	o	o		o	o	15,20
cod. 20027222  PROLUNGA 100 cm ø 80		o	o	o	o	o	o	o	o	o	o	o	o		o	o	16,00
cod. 20027226  PROLUNGA 200 cm ø 80		o	o	o	o	o	o	o		o	o	o	o		o	o	30,80
cod. 20027272  COLLETTORE SCARICO ORIZZONTALE ø 80 L=98,5 cm		o	o	o	o	o	o	o	o	o	o	o	o		o	o	41,20
cod. 20027276  COLLETTORE ASPIRAZ. ORIZZONTALE ø 80 L=66 cm		o	o	o	o	o	o	o	o	o	o	o	o		o	o	41,20

Materiale (PP): il colore potrebbe decadere nel tempo per effetto dell'esposizione ai raggi solari

condensazione

FUMISTERIA

Sistema scarico fumi sdoppiato ø 80 in plastica (PP) per caldaie a condensazione


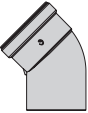
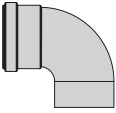




ARTICOLO	MURALI	Meteo GREEN HE	Meteo GREEN HE BOX	Exclusive GREEN HE	Exclusive Boiler GREEN HE	Mynute Rain GREEN	Mynute Rain GREEN BOX	Paros GREEN	Mynute GREEN	Ciao GREEN	Mynute Boiler GREEN	Exclusive SINTHESI	Mynute SINTHESI	BASAMENTO	Tower GREEN	Tower GREEN S	PREZZO IVA ESC. €
cod. 20027300  ADATTATORE SCARICO FUMI ø 80 CON PRESA ARIA		<input type="radio"/>				<input type="radio"/>				<input type="radio"/>							48,00
cod. 20027195  ADATTATORE SCARICO FUMI ø 80 CON PRESA ARIA			<input type="radio"/>				<input type="radio"/>			<input type="radio"/>							48,20
cod. 1100229  DISTANZIALI PER TUBO ø 80 (confezione 4 pezzi)		<input type="radio"/>	<input type="radio"/>	<input type="radio"/>	<input type="radio"/>	<input type="radio"/>	<input type="radio"/>	<input type="radio"/>	<input type="radio"/>	<input type="radio"/>	<input type="radio"/>	<input type="radio"/>	<input type="radio"/>		<input type="radio"/>	<input type="radio"/>	27,00

Materiale (PP): il colore potrebbe decadere nel tempo per effetto dell'esposizione ai raggi solari

condensazione

FUMISTERIA


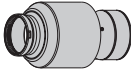

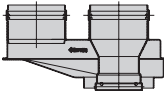

Sistema scarico fumi sdoppiato ø 80 in alluminio per caldaie a condensazione

ARTICOLO	MURALI	Meteo GREEN HE	Meteo GREEN HE BOX	Exclusive GREEN HE	Exclusive Boiler GREEN HE	Mynute Rain GREEN	Mynute Rain GREEN BOX	Paros GREEN	Mynute GREEN	Ciao GREEN	Mynute Boiler GREEN	Exclusive SINTHESI	Mynute SINTHESI	BASAMENTO	Tower GREEN	Tower GREEN S	Fabula TS CSI	PREZZO IVA ESC. €
cod. 1102019  KIT SISTEMA SDOPPIATO ø 80		<input type="checkbox"/>	<input type="checkbox"/>	<input type="checkbox"/>		<input type="checkbox"/>	<input type="checkbox"/>	<input type="checkbox"/>			<input type="checkbox"/>	<input type="checkbox"/>	<input type="checkbox"/>		<input type="checkbox"/>	<input type="checkbox"/>	<input type="checkbox"/>	34,70
cod. 1101899  CURVA 45° ø 80		<input type="checkbox"/>	<input type="checkbox"/>	<input type="checkbox"/>	<input type="checkbox"/>	<input type="checkbox"/>	<input type="checkbox"/>	<input type="checkbox"/>			<input type="checkbox"/>	<input type="checkbox"/>	<input type="checkbox"/>		<input type="checkbox"/>	<input type="checkbox"/>		21,30
cod. 1101909  CURVA 90° ø 80		<input type="checkbox"/>	<input type="checkbox"/>	<input type="checkbox"/>	<input type="checkbox"/>	<input type="checkbox"/>	<input type="checkbox"/>	<input type="checkbox"/>			<input type="checkbox"/>	<input type="checkbox"/>	<input type="checkbox"/>		<input type="checkbox"/>	<input type="checkbox"/>		21,30
cod. 1101929  PROLUNGA 50 cm ø 80		<input type="checkbox"/>	<input type="checkbox"/>	<input type="checkbox"/>	<input type="checkbox"/>	<input type="checkbox"/>	<input type="checkbox"/>	<input type="checkbox"/>			<input type="checkbox"/>	<input type="checkbox"/>	<input type="checkbox"/>		<input type="checkbox"/>	<input type="checkbox"/>		21,30
cod. 1101939  PROLUNGA 100 cm ø 80		<input type="checkbox"/>	<input type="checkbox"/>	<input type="checkbox"/>	<input type="checkbox"/>	<input type="checkbox"/>	<input type="checkbox"/>	<input type="checkbox"/>			<input type="checkbox"/>	<input type="checkbox"/>	<input type="checkbox"/>		<input type="checkbox"/>	<input type="checkbox"/>		26,70
cod. 1101949  PROLUNGA 200 cm ø 80		<input type="checkbox"/>	<input type="checkbox"/>	<input type="checkbox"/>	<input type="checkbox"/>	<input type="checkbox"/>	<input type="checkbox"/>	<input type="checkbox"/>			<input type="checkbox"/>	<input type="checkbox"/>	<input type="checkbox"/>		<input type="checkbox"/>	<input type="checkbox"/>		45,30
cod. 1101969  COLLETTORE ORIZZONTALE ø 80		<input type="checkbox"/>	<input type="checkbox"/>	<input type="checkbox"/>	<input type="checkbox"/>	<input type="checkbox"/>	<input type="checkbox"/>	<input type="checkbox"/>			<input type="checkbox"/>	<input type="checkbox"/>	<input type="checkbox"/>		<input type="checkbox"/>	<input type="checkbox"/>		66,00

condensazione

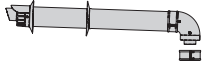


FUMISTERIA

Sistema scarico fumi sdoppiato ø 80 in alluminio per caldaie a condensazione




ARTICOLO	MURALI												BASAMENTO		PREZZO IVA ESC. €	
	Meleo GREEN HE	Meleo GREEN HE BOX	Exclusive GREEN HE	Exclusive Boiler GREEN HE	Mynute Rain GREEN	Mynute Rain GREEN BOX	Paros GREEN	Mynute GREEN	Ciao GREEN	Mynute Boiler GREEN	Exclusive SINTHESI	Mynute SINTHESI	Tower GREEN	Tower GREEN S		
cod.1102279  ADATTATORE SCARICO FUMI ø 80 CON PRESA ARIA			○				○	○								26,70
cod. 20006571  ADATTATORE SCARICO FUMI ø 80 CON PRESA ARIA	○				○											54,00
cod. 1103009  ADATTATORE SCARICO FUMI ø 80 CON PRESA ARIA		○				○										48,20
cod.1101079  SDOPPIATORE ARIA/FUMI										○						49,30
cod.1100229  DISTANZIALI PER TUBO ø 80 (confezione 4 pezzi)	○	○	○	○	○	○	○	○		○	○	○	○	○		27,00

FUMISTERIA


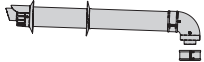




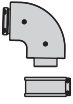
Sistema scarico fumi a tubi coassiali ø 60/100 in plastica (PP/PPu) per caldaie a condensazione

ARTICOLO	MURALI												PREZZO				
		Meteo GREEN HE	Meteo GREEN HE BOX	Exclusive GREEN HE	Exclusive Boiler GREEN HE	Mynute Rain GREEN	Mynute Rain GREEN BOX	Paros GREEN	Mynute GREEN	Ciao GREEN	Mynute Boiler GREEN	Exclusive SINTHESI	Mynute SINTHESI	BASAMENTO	Tower GREEN	Tower GREEN S	IVA ESC. €
cod. 20027212  COLLETTORE VERTICALE ø 60-100 TRATTO RETTILINEO ESTERNO ø 125	<input type="radio"/>	<input type="radio"/>	<input type="radio"/>	<input type="radio"/>	<input type="radio"/>	<input type="radio"/>	<input type="radio"/>	<input type="radio"/>	<input type="radio"/>	<input type="radio"/>	<input type="radio"/>	<input type="radio"/>	<input type="radio"/>	<input type="radio"/>	<input type="radio"/>	<input type="radio"/>	95,00
cod. 20027555  COLLETTORE PARETE ø 60-100	<input type="radio"/>	<input type="radio"/>	<input type="radio"/>	<input type="radio"/>	<input type="radio"/>	<input type="radio"/>	<input type="radio"/>	<input type="radio"/>	<input type="radio"/>	<input type="radio"/>	<input type="radio"/>	<input type="radio"/>	<input type="radio"/>	<input type="radio"/>	<input type="radio"/>	<input type="radio"/>	53,00
cod. 20027161  PROLUNGA CONCENTRICA 50 cm ø 60-100	<input type="radio"/>	<input type="radio"/>	<input type="radio"/>	<input type="radio"/>	<input type="radio"/>	<input type="radio"/>	<input type="radio"/>	<input type="radio"/>	<input type="radio"/>	<input type="radio"/>	<input type="radio"/>	<input type="radio"/>	<input type="radio"/>	<input type="radio"/>	<input type="radio"/>	<input type="radio"/>	20,80
cod. 20027166  PROLUNGA CONCENTRICA 100 cm ø 60-100	<input type="radio"/>	<input type="radio"/>	<input type="radio"/>	<input type="radio"/>	<input type="radio"/>	<input type="radio"/>	<input type="radio"/>	<input type="radio"/>	<input type="radio"/>	<input type="radio"/>	<input type="radio"/>	<input type="radio"/>	<input type="radio"/>	<input type="radio"/>	<input type="radio"/>	<input type="radio"/>	44,40
cod. 20027179  PROLUNGA CONCENTRICA 200 cm ø 60-100	<input type="radio"/>	<input type="radio"/>	<input type="radio"/>	<input type="radio"/>	<input type="radio"/>	<input type="radio"/>	<input type="radio"/>	<input type="radio"/>	<input type="radio"/>	<input type="radio"/>	<input type="radio"/>	<input type="radio"/>	<input type="radio"/>	<input type="radio"/>	<input type="radio"/>	<input type="radio"/>	88,00
cod. 20027192  CURVA CONCENTRICA 45° ø 60-100	<input type="radio"/>	<input type="radio"/>	<input type="radio"/>	<input type="radio"/>	<input type="radio"/>	<input type="radio"/>	<input type="radio"/>	<input type="radio"/>	<input type="radio"/>	<input type="radio"/>	<input type="radio"/>	<input type="radio"/>	<input type="radio"/>	<input type="radio"/>	<input type="radio"/>	<input type="radio"/>	47,00
cod. 20027201  CURVA CONCENTRICA 90° ø 60-100	<input type="radio"/>	<input type="radio"/>	<input type="radio"/>	<input type="radio"/>	<input type="radio"/>	<input type="radio"/>	<input type="radio"/>	<input type="radio"/>	<input type="radio"/>	<input type="radio"/>	<input type="radio"/>	<input type="radio"/>	<input type="radio"/>	<input type="radio"/>	<input type="radio"/>	<input type="radio"/>	27,00

Sistema scarico fumi a tubi coassiali ø 60/100 in plastica (PP/PPu) per caldaie a condensazione

ARTICOLO	MURALI													BASAMENTO		PREZZO IVA ESC. €
	Meleo GREEN HE	Meleo GREEN HE BOX	Exclusive GREEN HE	Exclusive Boiler GREEN HE	Mynute Rain GREEN	Mynute Rain GREEN BOX	Paros GREEN	Mynute GREEN	Ciao GREEN	Mynute Boiler GREEN	Exclusive SINTHESI	Mynute SINTHESI	Tower GREEN	Tower GREEN S		
cod. 1100069  TEGOLA UNIVERSALE PER SCARICO VERTICALE CON TETTI SPIOVENTI	<input type="checkbox"/>	<input type="checkbox"/>	<input type="checkbox"/>	<input type="checkbox"/>	<input type="checkbox"/>	<input type="checkbox"/>	<input type="checkbox"/>	<input type="checkbox"/>	<input type="checkbox"/>	<input type="checkbox"/>	<input type="checkbox"/>	<input type="checkbox"/>	<input type="checkbox"/>	<input type="checkbox"/>		54,00
cod. 1100059  TEGOLA UNIVERSALE PER SCARICO VERTICALE CON TETTI PIANI	<input type="checkbox"/>	<input type="checkbox"/>	<input type="checkbox"/>	<input type="checkbox"/>	<input type="checkbox"/>	<input type="checkbox"/>	<input type="checkbox"/>	<input type="checkbox"/>	<input type="checkbox"/>	<input type="checkbox"/>	<input type="checkbox"/>	<input type="checkbox"/>	<input type="checkbox"/>	<input type="checkbox"/>		36,50
cod. 1100129  DISTANZIALI PER TUBO ø 100 (conf. da 4 pezzi)	<input type="checkbox"/>	<input type="checkbox"/>	<input type="checkbox"/>	<input type="checkbox"/>	<input type="checkbox"/>	<input type="checkbox"/>	<input type="checkbox"/>	<input type="checkbox"/>	<input type="checkbox"/>	<input type="checkbox"/>	<input type="checkbox"/>	<input type="checkbox"/>	<input type="checkbox"/>	<input type="checkbox"/>		20,00




Sistema scarico fumi a tubi coassiali ø 60/100 in PP/alluminio per caldaie a condensazione

ARTICOLO	MURALI												PREZZO			
		Meteo GREEN HE	Meteo GREEN HE BOX	Exclusive GREEN HE	Exclusive Boiler GREEN HE	Mynute Rain GREEN	Mynute Rain GREEN BOX	Paros GREEN	Mynute GREEN	Ciao GREEN	Mynute Boiler GREEN	Exclusive SINTHESI	Mynute SINTHESI	BASAMENTO	Tower GREEN	Tower GREEN S
cod. 1101889  COLLETTORE VERTICALE ø 60-100 TRATTO RETTILINEO ESTERNO ø 125	<input type="checkbox"/>	<input type="checkbox"/>	<input type="checkbox"/>	<input type="checkbox"/>	<input type="checkbox"/>	<input type="checkbox"/>	<input type="checkbox"/>	<input type="checkbox"/>	<input type="checkbox"/>	<input type="checkbox"/>	<input type="checkbox"/>	<input type="checkbox"/>	<input type="checkbox"/>	<input type="checkbox"/>	<input type="checkbox"/>	157,00
cod. 1101879  COLLETTORE PARETE ø 60-100	<input type="checkbox"/>	<input type="checkbox"/>	<input type="checkbox"/>	<input type="checkbox"/>	<input type="checkbox"/>	<input type="checkbox"/>	<input type="checkbox"/>	<input type="checkbox"/>	<input type="checkbox"/>	<input type="checkbox"/>	<input type="checkbox"/>	<input type="checkbox"/>	<input type="checkbox"/>	<input type="checkbox"/>	<input type="checkbox"/>	68,00
cod. 1101839  PROLUNGA CONCENTRICA 50 cm ø 60-100	<input type="checkbox"/>	<input type="checkbox"/>	<input type="checkbox"/>	<input type="checkbox"/>	<input type="checkbox"/>	<input type="checkbox"/>	<input type="checkbox"/>	<input type="checkbox"/>	<input type="checkbox"/>	<input type="checkbox"/>	<input type="checkbox"/>	<input type="checkbox"/>	<input type="checkbox"/>	<input type="checkbox"/>	<input type="checkbox"/>	22,80
cod. 1101849  PROLUNGA CONCENTRICA 100 cm ø 60-100	<input type="checkbox"/>	<input type="checkbox"/>	<input type="checkbox"/>	<input type="checkbox"/>	<input type="checkbox"/>	<input type="checkbox"/>	<input type="checkbox"/>	<input type="checkbox"/>	<input type="checkbox"/>	<input type="checkbox"/>	<input type="checkbox"/>	<input type="checkbox"/>	<input type="checkbox"/>	<input type="checkbox"/>	<input type="checkbox"/>	45,60
cod. 1101859  PROLUNGA CONCENTRICA 200 cm ø 60-100	<input type="checkbox"/>	<input type="checkbox"/>	<input type="checkbox"/>	<input type="checkbox"/>	<input type="checkbox"/>	<input type="checkbox"/>	<input type="checkbox"/>	<input type="checkbox"/>	<input type="checkbox"/>	<input type="checkbox"/>	<input type="checkbox"/>	<input type="checkbox"/>	<input type="checkbox"/>	<input type="checkbox"/>	<input type="checkbox"/>	91,00
cod. 1101809  CURVA CONCENTRICA 45° ø 60-100	<input type="checkbox"/>	<input type="checkbox"/>	<input type="checkbox"/>	<input type="checkbox"/>	<input type="checkbox"/>	<input type="checkbox"/>	<input type="checkbox"/>	<input type="checkbox"/>	<input type="checkbox"/>	<input type="checkbox"/>	<input type="checkbox"/>	<input type="checkbox"/>	<input type="checkbox"/>	<input type="checkbox"/>	<input type="checkbox"/>	54,00
cod. 1101819  CURVA CONCENTRICA 90° ø 60-100	<input type="checkbox"/>	<input type="checkbox"/>	<input type="checkbox"/>	<input type="checkbox"/>	<input type="checkbox"/>	<input type="checkbox"/>	<input type="checkbox"/>	<input type="checkbox"/>	<input type="checkbox"/>	<input type="checkbox"/>	<input type="checkbox"/>	<input type="checkbox"/>	<input type="checkbox"/>	<input type="checkbox"/>	<input type="checkbox"/>	33,00


condensazione

FUMISTERIA







Sistema scarico fumi a tubi coassiali ø 60/100 in PP/alluminio per caldaie a condensazione

ARTICOLO	MURALI													BASAMENTO		PREZZO IVA ESC. €
	Meleo GREEN HE	Meleo GREEN HE BOX	Exclusive GREEN HE	Exclusive Boiler GREEN HE	Mynute Rain GREEN	Mynute Rain GREEN BOX	Paros GREEN	Mynute GREEN	Ciao GREEN	Mynute Boiler GREEN	Exclusive SYNTHESI	Mynute SYNTHESI	Tower GREEN	Tower GREEN S		
cod. 1100069  TEGOLA UNIVERSALE PER SCARICO VERTICALE CON TETTI SPIOVENTI	<input type="checkbox"/>	<input type="checkbox"/>	<input type="checkbox"/>	<input type="checkbox"/>	<input type="checkbox"/>	<input type="checkbox"/>	<input type="checkbox"/>	<input type="checkbox"/>	<input type="checkbox"/>	<input type="checkbox"/>	<input type="checkbox"/>	<input type="checkbox"/>	<input type="checkbox"/>	<input type="checkbox"/>	54,00	
cod. 1100059  TEGOLA UNIVERSALE PER SCARICO VERTICALE CON TETTI PIANI	<input type="checkbox"/>	<input type="checkbox"/>	<input type="checkbox"/>	<input type="checkbox"/>	<input type="checkbox"/>	<input type="checkbox"/>	<input type="checkbox"/>	<input type="checkbox"/>	<input type="checkbox"/>	<input type="checkbox"/>	<input type="checkbox"/>	<input type="checkbox"/>	<input type="checkbox"/>	<input type="checkbox"/>	36,50	
cod. 1100129  DISTANZIALI PER TUBO ø 100 (conf. da 4 pezzi)	<input type="checkbox"/>	<input type="checkbox"/>	<input type="checkbox"/>	<input type="checkbox"/>	<input type="checkbox"/>	<input type="checkbox"/>	<input type="checkbox"/>	<input type="checkbox"/>	<input type="checkbox"/>	<input type="checkbox"/>	<input type="checkbox"/>	<input type="checkbox"/>	<input type="checkbox"/>	<input type="checkbox"/>	20,00	



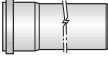
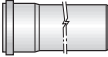
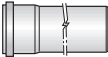
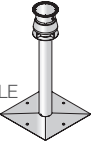
Sistema scarico fumi a tubi coassiali ø 80/125 in PP/alluminio per caldaie a condensazione

ARTICOLO	MURALI	MURALI											BASAMENTO		PREZZO IVA ESC. €		
		Meleo GREEN HE	Meleo GREEN HE BOX	Exclusive GREEN HE	Exclusive Boiler GREEN HE	Mynute Rain GREEN	Mynute Rain GREEN BOX	Paros GREEN	Mynute GREEN	Ciao GREEN	Mynute Boiler GREEN	Exclusive SINTHESI	Mynute SINTHESI	Tower GREEN		Tower GREEN S	
cod.1101599  CURVA CONCENTRICA 45° ø 80-125		<input type="radio"/>	<input type="radio"/>	<input type="radio"/>	<input type="radio"/>	<input type="radio"/>	<input type="radio"/>	<input type="radio"/>	<input type="radio"/>	<input type="radio"/>	<input type="radio"/>	<input type="radio"/>	<input type="radio"/>	<input type="radio"/>	<input type="radio"/>		55,00
cod.1101609  CURVA CONCENTRICA 90° ø 80-125		<input type="radio"/>	<input type="radio"/>	<input type="radio"/>	<input type="radio"/>	<input type="radio"/>	<input type="radio"/>	<input type="radio"/>	<input type="radio"/>	<input type="radio"/>	<input type="radio"/>	<input type="radio"/>	<input type="radio"/>	<input type="radio"/>	<input type="radio"/>		70,00
cod.1101619  PROLUNGA CONCENTRICA 50 cm ø 80-120		<input type="radio"/>	<input type="radio"/>	<input type="radio"/>	<input type="radio"/>	<input type="radio"/>	<input type="radio"/>	<input type="radio"/>	<input type="radio"/>	<input type="radio"/>	<input type="radio"/>	<input type="radio"/>	<input type="radio"/>	<input type="radio"/>	<input type="radio"/>		55,00
cod.1101629  PROLUNGA CONCENTRICA 100 cm ø 80-125		<input type="radio"/>	<input type="radio"/>	<input type="radio"/>	<input type="radio"/>	<input type="radio"/>	<input type="radio"/>	<input type="radio"/>	<input type="radio"/>	<input type="radio"/>	<input type="radio"/>	<input type="radio"/>	<input type="radio"/>	<input type="radio"/>	<input type="radio"/>		90,00
cod.1101639  PROLUNGA CONCENTRICA 200 cm ø 80-125		<input type="radio"/>	<input type="radio"/>	<input type="radio"/>	<input type="radio"/>	<input type="radio"/>	<input type="radio"/>	<input type="radio"/>	<input type="radio"/>	<input type="radio"/>	<input type="radio"/>	<input type="radio"/>	<input type="radio"/>	<input type="radio"/>	<input type="radio"/>		145,00
cod. 1101649  CURVA CONCENTRICA 90° CON ISPEZIONE ø 80-125		<input type="radio"/>	<input type="radio"/>	<input type="radio"/>	<input type="radio"/>	<input type="radio"/>	<input type="radio"/>	<input type="radio"/>	<input type="radio"/>	<input type="radio"/>	<input type="radio"/>	<input type="radio"/>	<input type="radio"/>	<input type="radio"/>	<input type="radio"/>		97,00
cod.1101659  ISPEZIONE RETTILINEA ø 80-125		<input type="radio"/>	<input type="radio"/>	<input type="radio"/>	<input type="radio"/>	<input type="radio"/>	<input type="radio"/>	<input type="radio"/>	<input type="radio"/>	<input type="radio"/>	<input type="radio"/>	<input type="radio"/>	<input type="radio"/>	<input type="radio"/>	<input type="radio"/>		92,00

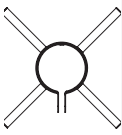
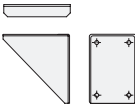



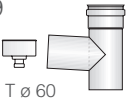

Sistema scarico fumi a tubi coassiali ø 80/125 in PP/alluminio per caldaie a condensazione

ARTICOLO	MURALI	Meteo GREEN HE	Meteo GREEN HE BOX	Exclusive GREEN HE	Exclusive Boiler GREEN HE	Mynute Rain GREEN	Mynute Rain GREEN BOX	Paros GREEN	Mynute GREEN	Ciao GREEN	Mynute Boiler GREEN	Exclusive SINTHESI	Mynute SINTHESI	BASAMENTO	Tower GREEN	Tower GREEN S	PREZZO IVA ESC. €
cod.1101669  TERMINALE VERTICALE ø 80-125 TRATTO RETTILINEO ESTERNO ø 125																	154,00
cod.1101679  TERMINALE ORIZZONTALE ø 80-125																	107,00
cod. 1101689  DISTANZIALE (5 Pz) ø 80-125																	37,70
cod.1100069  TEGOLA UNIVERSALE PER SCARICO VERTICALE CON TETTI SPIOVENTI																	54,00
cod. 1100059  TEGOLA UNIVERSALE PER SCARICO VERTICALE CON TETTI PIANI																	36,50
cod.1102269  ADATTATORE DA ø 60-100 A ø 80-125																	49,30



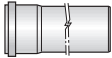
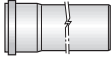
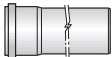
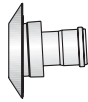
Sistema in plastica PP ø 60 per intubamento per caldaie a condensazione

ARTICOLO	MURALI	Meleo GREEN HE	Meleo GREEN HE BOX	Exclusive GREEN HE	Exclusive Boiler GREEN HE	Mynute Rain GREEN	Mynute Rain GREEN BOX	Paros GREEN	Mynute GREEN	Ciao GREEN	Mynute Boiler GREEN	BASAMENTO	Tower GREEN	Tower GREEN S	PREZZO IVA ESC. €
cod. 20046763  CURVA 45° ø 60	<input type="checkbox"/>	<input type="checkbox"/>	<input type="checkbox"/>	<input type="checkbox"/>	<input type="checkbox"/>	<input type="checkbox"/>	<input type="checkbox"/>	<input type="checkbox"/>	<input type="checkbox"/>	<input type="checkbox"/>	<input type="checkbox"/>		<input type="checkbox"/>	<input type="checkbox"/>	18,00
cod.20046760  CURVA 90° ø 60	<input type="checkbox"/>	<input type="checkbox"/>	<input type="checkbox"/>	<input type="checkbox"/>	<input type="checkbox"/>	<input type="checkbox"/>	<input type="checkbox"/>	<input type="checkbox"/>	<input type="checkbox"/>	<input type="checkbox"/>	<input type="checkbox"/>		<input type="checkbox"/>	<input type="checkbox"/>	18,50
cod. 20046768  PROLUNGA ø 60 (500 mm)	<input type="checkbox"/>	<input type="checkbox"/>	<input type="checkbox"/>	<input type="checkbox"/>	<input type="checkbox"/>	<input type="checkbox"/>	<input type="checkbox"/>	<input type="checkbox"/>	<input type="checkbox"/>	<input type="checkbox"/>	<input type="checkbox"/>		<input type="checkbox"/>	<input type="checkbox"/>	9,40
cod. 20046770  PROLUNGA ø 60 (1000 mm)	<input type="checkbox"/>	<input type="checkbox"/>	<input type="checkbox"/>	<input type="checkbox"/>	<input type="checkbox"/>	<input type="checkbox"/>	<input type="checkbox"/>	<input type="checkbox"/>	<input type="checkbox"/>	<input type="checkbox"/>	<input type="checkbox"/>		<input type="checkbox"/>	<input type="checkbox"/>	13,80
cod. 20046771  PROLUNGA ø 80 (2000 mm)	<input type="checkbox"/>	<input type="checkbox"/>	<input type="checkbox"/>	<input type="checkbox"/>	<input type="checkbox"/>	<input type="checkbox"/>	<input type="checkbox"/>	<input type="checkbox"/>	<input type="checkbox"/>	<input type="checkbox"/>	<input type="checkbox"/>		<input type="checkbox"/>	<input type="checkbox"/>	29,60
cod. 20046772  KIT COLLETTORE VERTICALE PP/PPu ø 60 -100 CON COPERTURA CAMINO	<input type="checkbox"/>	<input type="checkbox"/>	<input type="checkbox"/>	<input type="checkbox"/>	<input type="checkbox"/>	<input type="checkbox"/>	<input type="checkbox"/>	<input type="checkbox"/>	<input type="checkbox"/>	<input type="checkbox"/>	<input type="checkbox"/>		<input type="checkbox"/>	<input type="checkbox"/>	136,00

Sistema in plastica PP ø 60 per intubamento per caldaie a condensazione

ARTICOLO	MURALI											PREZZO		
		Meleo GREEN HE	Meleo GREEN HE BOX	Exclusive GREEN HE	Exclusive Boiler GREEN HE	Mynute Rain GREEN	Mynute Rain GREEN BOX	Paros GREEN	Mynute GREEN	Ciao GREEN	Mynute Boiler GREEN	BASAMENTO	Tower GREEN	Tower GREEN S
cod. 20046773  KIT 3 FASCETTE DISTANZIALI PER INTUBAMENTO ø 60		<input type="checkbox"/>	<input type="checkbox"/>	<input type="checkbox"/>	<input type="checkbox"/>	<input type="checkbox"/>	<input type="checkbox"/>	<input type="checkbox"/>	<input type="checkbox"/>	<input type="checkbox"/>	<input type="checkbox"/>	<input type="checkbox"/>	<input type="checkbox"/>	46,00
cod. 20046774  KIT MENSOLA DI SOSTEGNO CAMINO PER INTUBAMENTO		<input type="checkbox"/>	<input type="checkbox"/>	<input type="checkbox"/>	<input type="checkbox"/>	<input type="checkbox"/>	<input type="checkbox"/>	<input type="checkbox"/>	<input type="checkbox"/>	<input type="checkbox"/>	<input type="checkbox"/>	<input type="checkbox"/>	25,50	
cod. 20046775  KIT PANNELLO DI CHIUSURA PER INTUBAMENTO		<input type="checkbox"/>	<input type="checkbox"/>	<input type="checkbox"/>	<input type="checkbox"/>	<input type="checkbox"/>	<input type="checkbox"/>	<input type="checkbox"/>	<input type="checkbox"/>	<input type="checkbox"/>	<input type="checkbox"/>	<input type="checkbox"/>	49,40	
cod. 20046777  KIT 5 FASCETTE STRINGITUBO ø 60		<input type="checkbox"/>	<input type="checkbox"/>	<input type="checkbox"/>	<input type="checkbox"/>	<input type="checkbox"/>	<input type="checkbox"/>	<input type="checkbox"/>	<input type="checkbox"/>	<input type="checkbox"/>	<input type="checkbox"/>	<input type="checkbox"/>	50,00	
cod. 20046778  KIT COLLEGAMENTO CAMINO ø 80-60 CON CURVA 90° ø 60		<input type="checkbox"/>	<input type="checkbox"/>	<input type="checkbox"/>	<input type="checkbox"/>	<input type="checkbox"/>	<input type="checkbox"/>	<input type="checkbox"/>	<input type="checkbox"/>	<input type="checkbox"/>	<input type="checkbox"/>	<input type="checkbox"/>	29,60	
cod. 20046779  KIT RACCORDO A T ø 60 CON SCARICO CONDENZA E RIDUZIONE ø 80/60		<input type="checkbox"/>	<input type="checkbox"/>	<input type="checkbox"/>	<input type="checkbox"/>	<input type="checkbox"/>	<input type="checkbox"/>	<input type="checkbox"/>	<input type="checkbox"/>	<input type="checkbox"/>	<input type="checkbox"/>	<input type="checkbox"/>	21,00	
cod. 20046782  KIT SIFONE DI SCARICO		<input type="checkbox"/>	<input type="checkbox"/>	<input type="checkbox"/>	<input type="checkbox"/>	<input type="checkbox"/>	<input type="checkbox"/>	<input type="checkbox"/>	<input type="checkbox"/>	<input type="checkbox"/>	<input type="checkbox"/>	<input type="checkbox"/>	32,70	

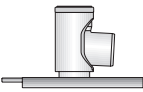
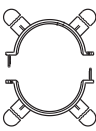
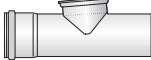

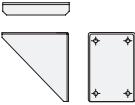

Sistema in plastica PP ø 80 per intubamento per caldaie a condensazione

ARTICOLO	MURALI	Meleo GREEN HE	Meleo GREEN HE BOX	Exclusive GREEN HE	Exclusive Boiler GREEN HE	Mynute Rain GREEN	Mynute Rain GREEN BOX	Paros GREEN	Mynute GREEN	Ciao GREEN	Mynute Boiler GREEN	Exclusive SINTHESI	Mynute SINTHESI	BASAMENTO	Tower GREEN	Tower GREEN S	PREZZO IVA ESC. €
cod. 1101299  CURVA 45° ø 80	<input type="checkbox"/>	<input type="checkbox"/>	<input type="checkbox"/>	<input type="checkbox"/>	<input type="checkbox"/>	<input type="checkbox"/>	<input type="checkbox"/>	<input type="checkbox"/>	<input type="checkbox"/>	<input type="checkbox"/>	<input type="checkbox"/>	<input type="checkbox"/>	<input type="checkbox"/>		<input type="checkbox"/>	<input type="checkbox"/>	17,00
cod. 1101309  CURVA 90° ø 80	<input type="checkbox"/>	<input type="checkbox"/>	<input type="checkbox"/>	<input type="checkbox"/>	<input type="checkbox"/>	<input type="checkbox"/>	<input type="checkbox"/>	<input type="checkbox"/>	<input type="checkbox"/>	<input type="checkbox"/>	<input type="checkbox"/>	<input type="checkbox"/>	<input type="checkbox"/>		<input type="checkbox"/>	<input type="checkbox"/>	17,00
cod. 1101319  PROLUNGA ø 80 (500 mm)	<input type="checkbox"/>	<input type="checkbox"/>	<input type="checkbox"/>	<input type="checkbox"/>	<input type="checkbox"/>	<input type="checkbox"/>	<input type="checkbox"/>	<input type="checkbox"/>	<input type="checkbox"/>	<input type="checkbox"/>	<input type="checkbox"/>	<input type="checkbox"/>	<input type="checkbox"/>		<input type="checkbox"/>	<input type="checkbox"/>	15,70
cod. 1101329  PROLUNGA ø 80 (1000 mm)	<input type="checkbox"/>	<input type="checkbox"/>	<input type="checkbox"/>	<input type="checkbox"/>	<input type="checkbox"/>	<input type="checkbox"/>	<input type="checkbox"/>	<input type="checkbox"/>	<input type="checkbox"/>	<input type="checkbox"/>	<input type="checkbox"/>	<input type="checkbox"/>	<input type="checkbox"/>		<input type="checkbox"/>	<input type="checkbox"/>	18,40
cod. 1101339  PROLUNGA ø 80 (2000 mm)	<input type="checkbox"/>	<input type="checkbox"/>	<input type="checkbox"/>	<input type="checkbox"/>	<input type="checkbox"/>	<input type="checkbox"/>	<input type="checkbox"/>	<input type="checkbox"/>	<input type="checkbox"/>	<input type="checkbox"/>	<input type="checkbox"/>	<input type="checkbox"/>	<input type="checkbox"/>		<input type="checkbox"/>	<input type="checkbox"/>	31,00
cod. 1101349  ELEMENTO ø 80/125 CONNESSIONE AL CONDOTTO FUMI	<input type="checkbox"/>	<input type="checkbox"/>	<input type="checkbox"/>	<input type="checkbox"/>	<input type="checkbox"/>	<input type="checkbox"/>	<input type="checkbox"/>	<input type="checkbox"/>	<input type="checkbox"/>	<input type="checkbox"/>	<input type="checkbox"/>	<input type="checkbox"/>	<input type="checkbox"/>		<input type="checkbox"/>	<input type="checkbox"/>	31,00

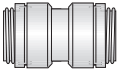
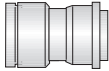




condensazione

FUMISTERIA

Sistema in plastica PP ø 80 per intubamento per caldaie a condensazione

ARTICOLO	MURALI	Meleo GREEN HE	Meleo GREEN HE BOX	Exclusive GREEN HE	Exclusive Boiler GREEN HE	Mynute Rain GREEN	Mynute Rain GREEN BOX	Paros GREEN	Mynute GREEN	Ciao GREEN	Mynute Boiler GREEN	Exclusive SINTHESI	Mynute SINTHESI	BASAMENTO	Tower GREEN	Tower GREEN S	PREZZO IVA ESC. €
cod.1101389  KIT SUPPORTO CAMINO ø 80	<input type="checkbox"/>	<input type="checkbox"/>	<input type="checkbox"/>	<input type="checkbox"/>	<input type="checkbox"/>	<input type="checkbox"/>	<input type="checkbox"/>	<input type="checkbox"/>	<input type="checkbox"/>	<input type="checkbox"/>	<input type="checkbox"/>	<input type="checkbox"/>	<input type="checkbox"/>		<input type="checkbox"/>	<input type="checkbox"/>	33,70
cod.1101399  DISTANZIALI TUBI NEL CONDOTTO FUMI	<input type="checkbox"/>	<input type="checkbox"/>	<input type="checkbox"/>	<input type="checkbox"/>	<input type="checkbox"/>	<input type="checkbox"/>	<input type="checkbox"/>	<input type="checkbox"/>	<input type="checkbox"/>	<input type="checkbox"/>	<input type="checkbox"/>	<input type="checkbox"/>	<input type="checkbox"/>		<input type="checkbox"/>	<input type="checkbox"/>	35,00
cod.1101409  TRONCHETTO ISPEZIONE RETTILINEO ø 80	<input type="checkbox"/>	<input type="checkbox"/>	<input type="checkbox"/>	<input type="checkbox"/>	<input type="checkbox"/>	<input type="checkbox"/>	<input type="checkbox"/>	<input type="checkbox"/>	<input type="checkbox"/>	<input type="checkbox"/>	<input type="checkbox"/>	<input type="checkbox"/>	<input type="checkbox"/>		<input type="checkbox"/>	<input type="checkbox"/>	32,40
cod.1101419  COPRI CAMINO ø 80	<input type="checkbox"/>	<input type="checkbox"/>	<input type="checkbox"/>	<input type="checkbox"/>	<input type="checkbox"/>	<input type="checkbox"/>	<input type="checkbox"/>	<input type="checkbox"/>	<input type="checkbox"/>	<input type="checkbox"/>	<input type="checkbox"/>	<input type="checkbox"/>	<input type="checkbox"/>		<input type="checkbox"/>	<input type="checkbox"/>	73,00
cod.1101519  KIT MENSOLA DI SOSTEGNO PER RACCOGLI CONDENSA	<input type="checkbox"/>	<input type="checkbox"/>	<input type="checkbox"/>	<input type="checkbox"/>	<input type="checkbox"/>	<input type="checkbox"/>	<input type="checkbox"/>	<input type="checkbox"/>	<input type="checkbox"/>	<input type="checkbox"/>	<input type="checkbox"/>	<input type="checkbox"/>	<input type="checkbox"/>		<input type="checkbox"/>	<input type="checkbox"/>	45,10
cod. 1101529  KIT PANNELLO DI CHIUSURA PER CONDOTTO FUMI	<input type="checkbox"/>	<input type="checkbox"/>	<input type="checkbox"/>	<input type="checkbox"/>	<input type="checkbox"/>	<input type="checkbox"/>	<input type="checkbox"/>	<input type="checkbox"/>	<input type="checkbox"/>	<input type="checkbox"/>	<input type="checkbox"/>	<input type="checkbox"/>	<input type="checkbox"/>		<input type="checkbox"/>	<input type="checkbox"/>	84,00


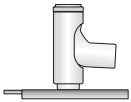

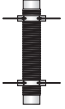
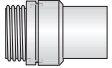

Sistema in plastica PP ø 80 per intubamento per caldaie a condensazione

ARTICOLO	MURALI	Meleo GREEN HE	Meleo GREEN HE BOX	Exclusive GREEN HE	Exclusive Boiler GREEN HE	Mynute Rain GREEN	Mynute Rain GREEN BOX	Paros GREEN	Mynute GREEN	Ciao GREEN	Mynute Boiler GREEN	Exclusive SINTHESI	Mynute SINTHESI	BASAMENTO	Tower GREEN	Tower GREEN S	PREZZO IVA ESC. €
cod. 1101449  RACCORDO FLESSIBILE/FLESSIBILE ø 80 F/F	<input type="checkbox"/>	<input type="checkbox"/>	<input type="checkbox"/>	<input type="checkbox"/>	<input type="checkbox"/>	<input type="checkbox"/>	<input type="checkbox"/>	<input type="checkbox"/>	<input type="checkbox"/>	<input type="checkbox"/>	<input type="checkbox"/>	<input type="checkbox"/>	<input type="checkbox"/>		<input type="checkbox"/>	<input type="checkbox"/>	98,00
cod. 1101459  RACCORDO FLESSIBILE/RIGIDO ø 80 F	<input type="checkbox"/>	<input type="checkbox"/>	<input type="checkbox"/>	<input type="checkbox"/>	<input type="checkbox"/>	<input type="checkbox"/>	<input type="checkbox"/>	<input type="checkbox"/>	<input type="checkbox"/>	<input type="checkbox"/>	<input type="checkbox"/>	<input type="checkbox"/>	<input type="checkbox"/>		<input type="checkbox"/>	<input type="checkbox"/>	75,00
cod. 1101539  KIT SIFONE DI SCARICO	<input type="checkbox"/>	<input type="checkbox"/>	<input type="checkbox"/>	<input type="checkbox"/>	<input type="checkbox"/>	<input type="checkbox"/>	<input type="checkbox"/>	<input type="checkbox"/>	<input type="checkbox"/>	<input type="checkbox"/>	<input type="checkbox"/>	<input type="checkbox"/>	<input type="checkbox"/>		<input type="checkbox"/>	<input type="checkbox"/>	47,80
cod. 1101479  KIT RACCORDO A T ø 60	<input type="checkbox"/>	<input type="checkbox"/>	<input type="checkbox"/>	<input type="checkbox"/>	<input type="checkbox"/>	<input type="checkbox"/>	<input type="checkbox"/>	<input type="checkbox"/>	<input type="checkbox"/>	<input type="checkbox"/>	<input type="checkbox"/>	<input type="checkbox"/>	<input type="checkbox"/>		<input type="checkbox"/>	<input type="checkbox"/>	25,20
cod. 1101489  KIT CHIUSURA RACCORDO A T ø 60 PER SCARICO CONDENSA	<input type="checkbox"/>	<input type="checkbox"/>	<input type="checkbox"/>	<input type="checkbox"/>	<input type="checkbox"/>	<input type="checkbox"/>	<input type="checkbox"/>	<input type="checkbox"/>	<input type="checkbox"/>	<input type="checkbox"/>	<input type="checkbox"/>	<input type="checkbox"/>	<input type="checkbox"/>		<input type="checkbox"/>	<input type="checkbox"/>	21,20
cod. 1101499  KIT RACCORDO A T ø 80	<input type="checkbox"/>	<input type="checkbox"/>	<input type="checkbox"/>	<input type="checkbox"/>	<input type="checkbox"/>	<input type="checkbox"/>	<input type="checkbox"/>	<input type="checkbox"/>	<input type="checkbox"/>	<input type="checkbox"/>	<input type="checkbox"/>	<input type="checkbox"/>	<input type="checkbox"/>		<input type="checkbox"/>	<input type="checkbox"/>	47,80

condensazione

FUMISTERIA

Sistema in plastica PP ø 80 per intubamento per caldaie a condensazione

ARTICOLO	MURALI	Meleo GREEN HE	Meleo GREEN HE BOX	Exclusive GREEN HE	Exclusive Boiler GREEN HE	Mynute Rain GREEN	Mynute Rain GREEN BOX	Paros GREEN	Mynute GREEN	Ciao GREEN	Mynute Boiler GREEN	Exclusive SINTHESI	Mynute SINTHESI	BASAMENTO	Tower GREEN	Tower GREEN S	PREZZO IVA ESC. €
cod.1101359  ELEMENTO ø 60/100 CONNESSIONE AL CONDOTTO FUMI	<input type="checkbox"/>	<input type="checkbox"/>	<input type="checkbox"/>	<input type="checkbox"/>	<input type="checkbox"/>	<input type="checkbox"/>	<input type="checkbox"/>	<input type="checkbox"/>	<input type="checkbox"/>	<input type="checkbox"/>	<input type="checkbox"/>	<input type="checkbox"/>	<input type="checkbox"/>		<input type="checkbox"/>	<input type="checkbox"/>	25,20
cod.1101369  KIT SUPPORTO CAMINO ø 60	<input type="checkbox"/>	<input type="checkbox"/>	<input type="checkbox"/>	<input type="checkbox"/>	<input type="checkbox"/>	<input type="checkbox"/>	<input type="checkbox"/>	<input type="checkbox"/>	<input type="checkbox"/>	<input type="checkbox"/>	<input type="checkbox"/>	<input type="checkbox"/>	<input type="checkbox"/>		<input type="checkbox"/>	<input type="checkbox"/>	42,30
cod.1101379  ADATTATORE ø 60/80	<input type="checkbox"/>	<input type="checkbox"/>	<input type="checkbox"/>	<input type="checkbox"/>	<input type="checkbox"/>	<input type="checkbox"/>	<input type="checkbox"/>	<input type="checkbox"/>	<input type="checkbox"/>	<input type="checkbox"/>	<input type="checkbox"/>	<input type="checkbox"/>	<input type="checkbox"/>		<input type="checkbox"/>	<input type="checkbox"/>	65,00
cod.1101429  PROLUNGA FLESSIBILE ø 80 (12,5 m) CON 8 DISTANZIALI	<input type="checkbox"/>	<input type="checkbox"/>	<input type="checkbox"/>	<input type="checkbox"/>	<input type="checkbox"/>	<input type="checkbox"/>	<input type="checkbox"/>	<input type="checkbox"/>	<input type="checkbox"/>	<input type="checkbox"/>	<input type="checkbox"/>	<input type="checkbox"/>	<input type="checkbox"/>		<input type="checkbox"/>	<input type="checkbox"/>	546,00
cod.1101439  RACCORDO RIGIDO/FLESSIBILE ø 80 M	<input type="checkbox"/>	<input type="checkbox"/>	<input type="checkbox"/>	<input type="checkbox"/>	<input type="checkbox"/>	<input type="checkbox"/>	<input type="checkbox"/>	<input type="checkbox"/>	<input type="checkbox"/>	<input type="checkbox"/>	<input type="checkbox"/>	<input type="checkbox"/>	<input type="checkbox"/>		<input type="checkbox"/>	<input type="checkbox"/>	66,00
cod.1101509  KIT CHIUSURA RACCORDO A T ø 80 PER SCARICO CONDENSA	<input type="checkbox"/>	<input type="checkbox"/>	<input type="checkbox"/>	<input type="checkbox"/>	<input type="checkbox"/>	<input type="checkbox"/>	<input type="checkbox"/>	<input type="checkbox"/>	<input type="checkbox"/>	<input type="checkbox"/>	<input type="checkbox"/>	<input type="checkbox"/>	<input type="checkbox"/>		<input type="checkbox"/>	<input type="checkbox"/>	29,60